

Medical devices

Development of minimally invasive device system for evaluating the prospect of uterine receptivity for each cycle

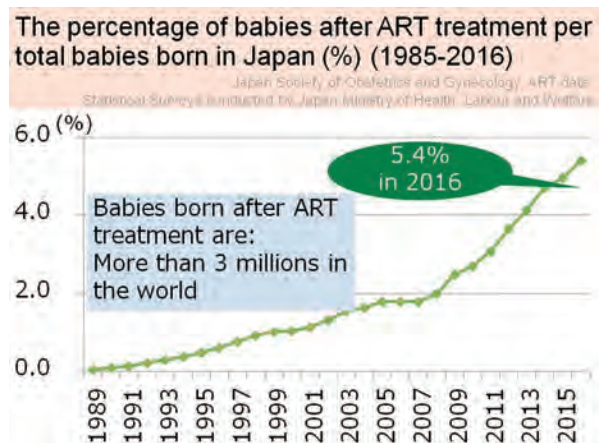
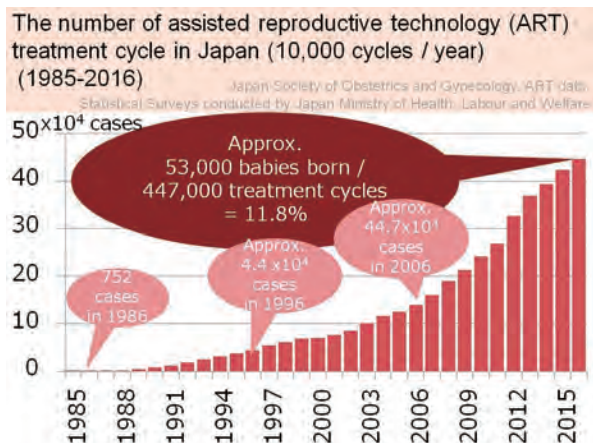
Principal Investigator

Department of Obstetrics & Gynecology, Graduate School of Medicine, Osaka University

Professor Tadashi KIMURA

Project Outline

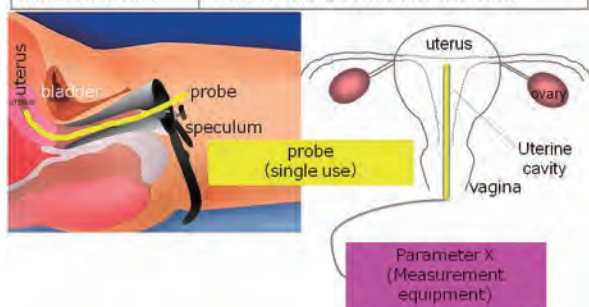
In recent years, the number of couples seeking treatment for infertility has dramatically increased due to factors such as postponement of childbearing in women. The number of infertility treatment cycles has been increasing, however, the pregnancy success rate is not good enough yet.



To improve the efficiency of current infertility treatment, it is necessary to evaluate the prospect of uterine receptivity for each menstrual cycle and to provide appropriate treatment on each menstrual cycle. Unfortunately, there is no medical equipment to do this. In current infertility treatment methods, we do not have the accurate parameters to evaluate the prospect of uterine receptivity and we are just repeating embryo transfer cycles.

Product image:

category	Improved medical devices
Class classification	Class II (controlled medical device)



We developed a new system to evaluate the prospect of uterine receptivity using our accumulated knowledge from our basic research data and proved our concept using an animal model. We then confirmed that we can safely apply this concept to humans.

To prepare for commercialization of this system, we have been collaborated with TSS HEALTHCARE Co.,Ltd.

Condition : Infertility

Frequency : Approximately 9% worldwide in women aged 20-44.

Treatment : Implantation failure is a major cause of human infertility.

The most active countries in the world are Japan and USA.

The efficiency of treatment is low in spite of the expensive treatment cost.

Problem : There is no diagnostic method for implantation failure.

Patents : WO/2012/070569, PCT/JP2011/076900, PCT/JP2015/001708, US 15/129,783